

10 INCH HIGH PRESSURE SHOWER HEAD

Waterfall-like shower experience

Adjustable Brass Ball



Anti-Microbial Nozzles



16 INCH Shower Arm



Showerhead, Arm, and Flange



Hand Shower and Drop Elbow

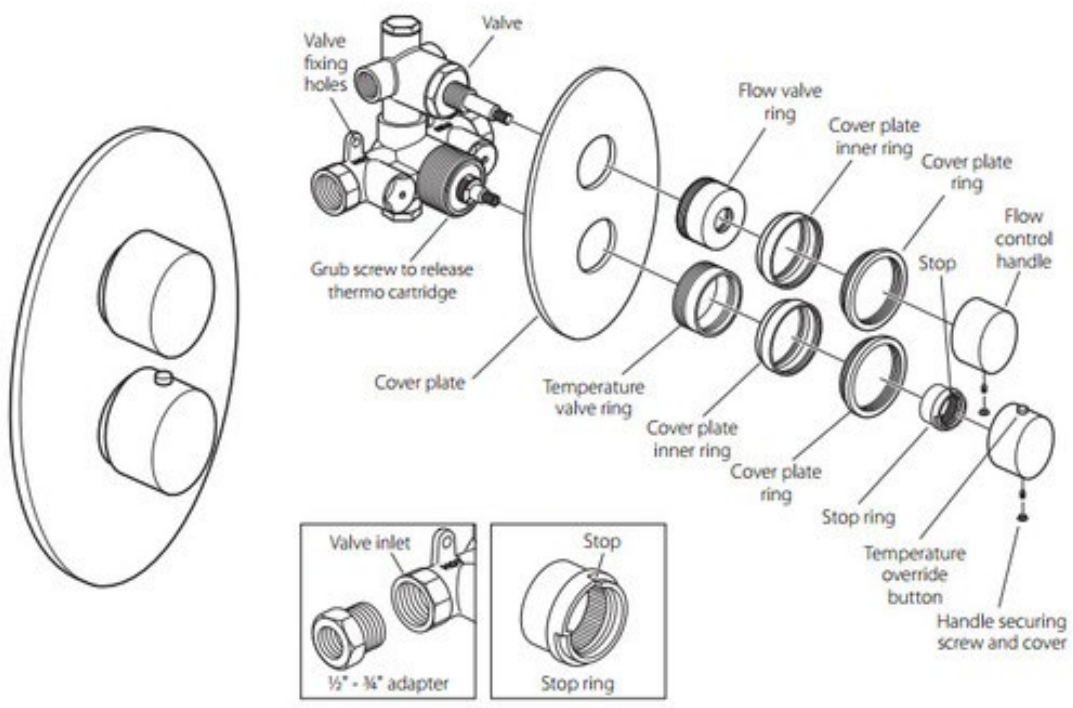
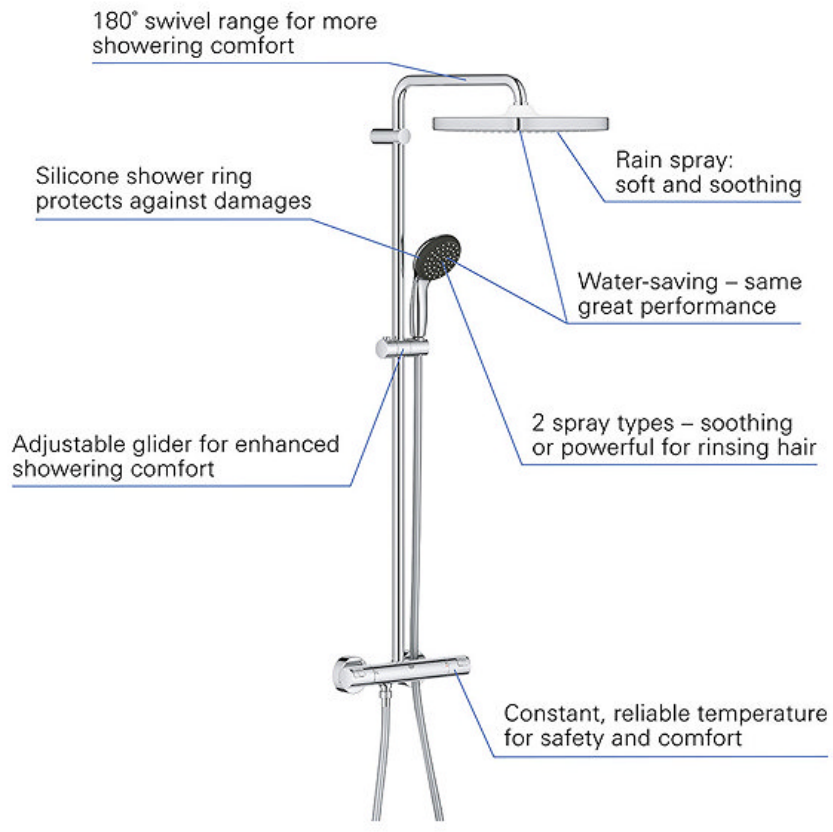


Shower Diverter Valve and Control








Shower Mixing Valve and Control






Shower Valve Guide

Valve		Trim Kit	
Thermostatic Valve Water temperature and water pressure adjusted separately		+	 Dual Shower Handle
Pressure Balancing Valve Water temperature and water pressure controlled with single handle		+	 Single Shower Head and Handle
Diverter Valve Diverts water from showerhead to tub spout		+	 Shower and Tub Combination
Transfer Valve Distributes water flow to multiple faucets		+	 Multiple Shower Heads



ALL PARTS IN THE PACKAGE



- ① 3-Function Rain Shower Head
- ② 6-Setting Handheld Spray
- ③ Wall-mounted Shower Arm
- ④ Shower Arm Cover Plate
- ⑤ Adjustable Shower Bracket
- ⑥ Shower Bracket Cover Plate
- ⑦ Shower Hose
- ⑧ Rough-in Valve
- ⑨ Plate
- ⑩ Handle
- ⑪ Knob
- ⑫ Accessories required for installation
- ⑬ Installation Manual
- ⑭ Gloves

